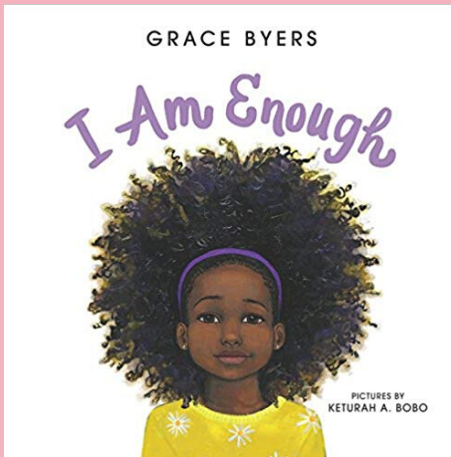




READING AIDE

Focus Group: K-3rd grade



GOALS

Describe the main idea of this text, including key details.

Ask and answer questions about those key details.

- What does to have ENOUGH?
- What do you think the title means?
- Look at the people on the cover. What do you think this book is about?

Pre-Reading

- Look at the page with the girls by the tree. Why do you think the girl wants to grow?
- Did you know you can grow in different ways? Talk about and give examples of "growing". (Crawling to walking, etc).

During Reading

- Why do you think the author wrote this book?
- What words or pictures really caught your attention?
- You are enough, just the way you are. What are some things that make you special?

After Reading

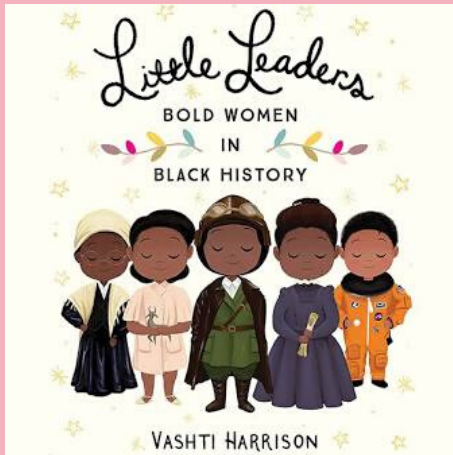
- Choose one illustration. Have each family member complete the prompt: THIS PICTURE MADE ME FEEL ___ BECAUSE ___.
- Draw a book cover of a new version of I AM ENOUGH written and illustrated by you!

Engagement Activities



READING AIDE

Focus Group: K-3rd grade



GOALS

Describe the main idea of this text, including key details.

Ask and answer questions about those key details.

-Let's look at the cover. What do you think this book is about?

-What clues led you to think that?

-Do you think this will be a fiction or nonfiction book? Why?

Pre-Reading

-Which leader do you like the most so far? Why?

-Think about what you learned about Ruby Bridges. Why did she do what she did? *Use any leader for this question and pose question with actual action the leader did.*

During Reading

-Who was your favorite bold leader? Why.

-Choose two of the women discussed. Compare/contrast their stories. *There are many short bios. I suggest reading about 2-3 bios per day and then posing these questions.

After Reading


-Writing Prompt: What are some qualities of a good leader? *If reader isn't ready for written response, discuss it.

--Choose one bio. Ask how the leader overcame obstacles in her life? Talk about the obstacles your child faces at school or elsewhere. How can he/she overcome obstacles like the leader?

Engagement Activities



READING AIDE



Focus Group: 4th-6th

GOALS

Analyze the text , draw inferences and provide textual evidence to support their analysis.

- Author Study: Who is Malala Yousafzai?
- How are girls treated in her country?
- Based on the cover, what do you think this book will be about?

Pre-Reading

- Reading Journal
- Use a small composition book to have your child write down their feelings as they read. Chapter, by chapter, write down your feelings and opinions about Malala's actions, culture, and beliefs.

During Reading

- What lesson do you think the author wants you to learn?
- What 2 examples led you to believe that?
- Writing Prompt: Write a short explanation of how Malala was brave in the face of adversity.

After Reading

- Writing Prompt 1: Briefly compare/contrast Malala's life in Pakistan to yours in your country.
- Writing Prompt: Imagine growing up in an area where girls are not allowed to go to school. Briefly discuss how you'd feel if you were in Malala's shoes.

Engagement Activities